

DESCRIPTION OF PARTS

LED track spotlight with adapter
Set of instructions for assembly, operation and safety
Luminaire housing: Aluminum die-cast
Colour: White or black

TECHNICAL DATA

Article number	SLC-18NW / SLC-18WNW SLC-18WW / SLC-18SW	SLC-30NW / SLC-30WNW SLC-30WW / SLC-30SW
	220-250V, 50 Hz	
Connec- ted load	18W	30W
Dimensi- ons	Luminaire height incl. power track: 255 mm Luminaire head Ø65 x H165 mm	Luminaire height incl. power track: 260 mm Luminaire head Ø84 x H195 mm
Available light colors	2700K/3000K/3500K/4000K	
Installa- tion	Indoors, operation only in power-track-systems (Global, Eutrac, Erco, Nokia)!	

Protection class: I
Protection class: IP20
Available beam angle: 15°/36°/60°
The LED light agent cannot be replaced.



Protection class I



Notification of Risks



CE label



Safety Instructions



The product is only
for use in interiors.



Cleaning Instructions



The product may not
be disposed of in the
household garbage.



LED luminaire gets
very warm during ope-
ration. Be careful when
touching the body.



Don't look directly into
the LED! The LED is that
bright that it might
damage your eyes!

DISPOSAL

The packaging consists of environmentally friendly materials.
Dispose of them in the local recycling containers.



Do not dispose of this product in the household garbage when it has reached the end of its lifecycle, but rather take it to a disposal center. Your local officials will provide you with information about collection offices and their business hours.

SAFETY



READ THE INSTRUCTIONS BEFORE USING THIS PRODUCT.
KEEP THE SAFETY AND OPERATING INSTRUCTIONS FOR
FUTURE USE.

The warranty claim and guarantee is rendered invalid in the event of damage to the product, which is caused by not following the operating instructions. We are not liable for the consequent damage. Because of specific characteristics of LED's (life, deviation in colour etc.) we formulated special terms for planing and installing our LED products. They are part of these installation manual! Should they not be available, request them please!

SAFETY INFORMATION



- The light is suitable for lighting purpose indoors.
- The LED light is provided for load-bearing and suspended ceiling with ceiling cut-out according to data sheet. Sizes see technical data.
- Do not attach any additional loads such as decorations and / or signs to the luminaire!



- Don't install under power.
- Follow the instruction manual for installation.
- Installation only by qualified and authorised persons.
- Do not use the product when it has been damaged (defective covers) or there are operational faults such as flickering, smoking, steaming, crackling noises or the smell of smoke.
- A damaged or defective product must be changed or repaired by the manufacturer, a service person or a comparable qualified person.
- Installation only under observance of the valid guidelines specific to application and country among others VDE 0.100.
- Never open one of the electrical operating agents or plug any objects into them. Such procedures signify a danger to life through electrical shock.
- Absolutely avoid contact between the product and water or other liquids. For reasons of electrical safety, the light may not be placed in contact with water or other liquids or submerged in water.
- The product may not be changed or modified.
- In operation or after extended periods of operation, avoid touching the external surface of the LED luminaire, there is a danger of high temperatures that can cause burns.
- Don't look directly into the LED! The LED is that bright that it might damage your eyes!



MAINTENANCE AND CLEANING

The LED light agent cannot be replaced.



- Do not use solvents, such as benzene and similar agents. The light would be damaged thereby.
- Only use a dry, lint-free cloth for cleaning the product.

SLC

LED track spot light

SLC-18NW SLC-30NW
SLC-18WNW SLC-30WNW
SLC-18WW SLC-30WW
SLC-18SW SLC-30SW



White



Black



INTENDED USAGE

This product will only serve the purpose of illumination.

SCOPE OF DELIVERY

LED track spotlight with adapter
Set of instructions for assembly, operation and safety

address | contact

A.L.S. GmbH
Mastorter Str. 31 | 88069 Tettnang (Germany)
Tel.: +49 (0) 75 42 93 44-0 | Fax.: +49 (0) 75 42 93 44-30
E-Mail: info@als.de | Web: www.als.de




01 Switch off before installation. Switch on only after complete installation and examination of the circuit. Professional electrician for installation and maintenance only. Turn Off power supply before starting any installation. Read instructions & check you have all the tools and accessories to complete the installation correctly.



02 Check the adapter before inserting it, if all plastic locks and contacts are flush in the adapter! All interlocks and switching positions must be in **zero position!** Failure to do so will destroy the adapter and must not be used any more!


Fixing materials:

The warranty is void if the buyer or a third party repairs or modifies the luminaire.



Attention! Adapter can only be installed in 3phase track in one direction. Locking mechanism must be placed on track side like marked with **A**.

03a Place the luminaire in the correct position with the track adapter.
03b Lock the retaining latch **1**.




04 Set phase with side phase selection dial (**2**) for commissioning the luminaire with the contact selection switch. Another installation / assembly / materials / types than provided in the manual sheets, release us from any electrotechnical and electrostatic responsibility.



06a After installation and connection, switch on the mains voltage all-pole. Switch on the associated circuit breaker or turn the fuse on.



Avoid looking too long in the light exit near the light, they could damage your eyes.



Remove the spotlight



Disconnect the mains voltage from all poles before disassembly.

06a When removing, **first** set the phase wheel to **zero**
06b Release the lock and hold the spotlight with one hand!