

## DESCRIPTION OF PARTS

Track light with 3-phase-adapter/ surface mounted light fitting incl. integrated electronic power supply 330° rotatable, 130° pivoting, reflector 24°, clear safety glass, body colour white or black.

## TECHNICAL DATA

### LED track light

MON-30NW11: 29W / 4000K / body colour: white  
MON-30NW12: 29W / 4000K / body colour: black  
MON-30WW11: 29W / 3000K / body colour: white  
MON-30WW12: 29W / 3000K / body colour: black  
MON-30SW11: 29W / 2700K / body colour: white  
MON-30SW12: 29W / 2700K / body colour: black

MON-40NW11: 39W / 4000K / body colour: white  
MON-40NW12: 39W / 4000K / body colour: black  
MON-40WW11: 39W / 3000K / body colour: white  
MON-40WW12: 39W / 3000K / body colour: black  
MON-40SW11: 39W / 2700K / body colour: white  
MON-40SW12: 39W / 2700K / body colour: black

### LED surface mounted light fitting

MON-30NW01: 29W / 4000K / body colour: white  
MON-30NW02: 29W / 4000K / body colour: black  
MON-30WW01: 29W / 3000K / body colour: white  
MON-30WW02: 29W / 3000K / body colour: black  
MON-30SW01: 29W / 2700K / body colour: white  
MON-30SW02: 29W / 2700K / body colour: black

MON-40NW01: 39W / 4000K / body colour: white  
MON-40NW02: 39W / 4000K / body colour: black  
MON-40WW01: 39W / 3000K / body colour: white  
MON-40WW02: 39W / 3000K / body colour: black  
MON-40SW01: 39W / 2700K / body colour: white  
MON-40SW02: 39W / 2700K / body colour: black

## LAMP

COB LED | MONO-30 = 29W | MONO-40 = 39W

## LED DRIVER

nominal voltage, primary: 220-230V/50Hz



Protection class I



Notification of Risks



CE label



Safety Instructions



The product is only for use in interiors.



Cleaning Instructions



The product may not be disposed of in the household garbage.



Installation only by qualified and authorised persons.

## SAFETY



READ THE INSTRUCTIONS BEFORE USING THIS PRODUCT. KEEP THE SAFETY AND OPERATING INSTRUCTIONS FOR FUTURE USE.

## SAFETY INFORMATION



- The light is only suitable for use in interiors, in dry, enclosed rooms.
- The light is not suitable for attaching on uneven surface. The light may otherwise fall. This can result in product damage and / or injuries.



- Don't install under power.
- Follow the instruction manual for installation.
- Installation only by qualified and authorised persons.
- Do not use the product when it has been damaged (defective covers) or there are operational faults such as flickering, smoking, steaming, crackling noises or the smell of smoke.
- A damaged or defective product must be changed or repaired by the manufacturer, a service person or a comparable qualified person.
- Installation only under observation of the valid guidelines specific to application and country among others VDE 0.100.
- Never open one of the electrical operating agents or plug any objects into them. Such procedures signify a danger to life through electrical shock.
- Absolutely avoid contact between the product and water or other liquids. For reasons of electrical safety, the light may not be placed in contact with water or other liquids or submerged in water.
- The product may not be changed or modified.



## MAINTENANCE AND CLEANING

The LED light agent cannot be replaced.



- Do not use solvents, such as benzene and similar agents. The light would be damaged thereby.
- Only use a dry, lint-free cloth for cleaning the product.

## DISPOSAL



The packaging consists of environmentally friendly materials. Dispose of them in the local recycling containers.


Do not dispose of this product in the household garbage when it has reached the end of its lifecycle, but rather take it to a disposal center. Your local officials will provide you with information about collection offices and their business hours.

# MONO

LED track light

Surface mounted LED light fitting

MON-30NW11	MON-40NW11	MON-30NW01	MON-40NW01
MON-30NW12	MON-40NW12	MON-30NW02	MON-40NW02
MON-30SW11	MON-40SW11	MON-30SW01	MON-40SW01
MON-30SW12	MON-40SW12	MON-30SW02	MON-40SW02
MON-30WW11	MON-40WW11	MON-30WW01	MON-40WW01
MON-30WW12	MON-40WW12	MON-30WW02	MON-40WW02



## INTENDED USAGE

This product will only serve the purpose of illumination.

The light is only suitable for use in interiors, in dry, enclosed rooms.

## SCOPE OF DELIVERY

1 Track light with 3-phase-adapter / surface mounted light fitting incl. integrated electronic power supply  
1 x set of instructions for assembly, operation and safety


address | contact

A.L.S. GmbH  
Mastorter Str. 31 | 88069 Tettnang (Germany)  
Tel.: +49 (0) 75 42 93 44-0 | Fax.: +49 (0) 75 42 93 44-30  
E-Mail: info@als.de | Web: www.als.de

Version: 2019-07-22

EN


**Attention!**  
Adapter can only be installed in 3phase track in one direction. Locking mechanism (A) must be placed on track side like marked with B.



Insertion and locking of 3-phase universal adapters.


#### Assembly instructions with 3-phase-adapter

Before inserting the adapter into the power track, make sure that the locking mechanism and contacts are centered flush in the adapter! **Zero setting for all locks and switching positions is necessary!** Failure to observe this information will damage the adapter and can no longer be used.



Adjust phase.

- 04. Phase selector
- 05. Phase 1/2: twist 90°
- 05. Phase 3/0: lift and twist 90°.



Assembly with ceiling rose

#### Assembly instructions with ceiling rose

- 01. Disassemble ceiling rosette and reflector body, turn heat sink 90° to body of electronic ballast
- 02. Connect terminal block with cables from ceiling
- 03. Fix the spotlight at the ceiling
- 04. Assemble ceiling rosette and reflector body



Turn Off power supply before starting any installation. Do not connect the device under power. Connect the supply cables according to the electrical regulations to the connection 230V AC, luster terminal (see figure 02).

Only use the builtin LED converter! Other converters or transformers may destroy the light.

Another installation / assembly / materials / types than provided in the manual sheets, release us from any electrotechnical and electrostatic responsibility.