

## TEILEBESCHREIBUNG

LED-FLEX-MODUL, 600 LED's, 600 LED/5 m, 100 segments à 6 LED, beam 120°, SMD LED, IP20, self-adhesive backing

## TECHNISCHE DATEN

24VDC, 120 LED per meter x0,16 = 19,2W/m ges. 96W per roll 5m, Width: 10mm, cuttable every 50 mm contact points

Farbtemperatur:  
FLEXY2-600SW/FLEXY2-600SW-CRI90 (2700K)  
FLEXY2-600WW/FLEXY2-600WW-CRI90 (3000K)  
FLEXY2-600NW/FLEXY2-600NW-CRI90 (4000K)

## LAMP

SMD-LED  
The LED light agent cannot be replaced.



Protection class III



Notification of Risks



CE label



Safety Instructions



The light can be used in interiors and exteriors.



Cleaning Instructions



The product may not be disposed of in the household garbage.



Don't look directly into the LED! The LED is that bright that it might damage your eyes!



Installation only by qualified and authorised persons.



Do not expose product to heat source



ESD protection component



Not recommended for children under 3 years

## DISPOSAL

The packaging consists of environmentally friendly materials. Dispose of them in the local recycling containers.



Do not dispose of this product in the household garbage when it has reached the end of its lifecycle, but rather take it to a disposal center. Your local officials will provide you with information about collection offices and their business hours.

## SAFETY



READ THE INSTRUCTIONS BEFORE USING THIS PRODUCT. KEEP THE SAFETY AND OPERATING INSTRUCTIONS FOR FUTURE USE.

## SAFETY INFORMATION



- The flexy stripe is only suitable for indoor use (dry and closed rooms).
- Before mounting, the intended splice must be thoroughly cleaned (free from dust, oil and grease layers).
- Assembly only on suitable carrier material, for example Aluminum regarding heat conduction as well as reliable adhesion of the adhesion foil.



- Don't install under power.
- Follow the instruction manual for installation.
- Installation only by qualified and authorised persons.
- Do not use the product when it has been damaged (defective covers) or there are operational faults such as flickering, smoking, steaming, crackling noises or the smell of smoke.
- A damaged or defective product must be changed or repaired by the manufacturer, a service person or a comparable qualified person.
- Installation only under observance of the valid guidelines specific to application and country among others VDE 0.100.
- Never open one of the electrical operating agents or plug any objects into them. Such procedures signify a danger to life through electrical shock.



- Absolutely avoid contact between the product and water or other liquids. For reasons of electrical safety, the light may not be placed in contact with water or other liquids or submerged in water.



- The product may not be changed or modified.
- Keep the product and its components out of the reach of children. Do not leave packaging material lying around carelessly, there is danger of suffocation. The product is not a toy for kids!



- Risk of injury for children! If children or persons who can not assess the dangers use the product, there is a risk of injury!
- The warranty claim and guarantee is rendered invalid in the event of damage to the product, which is caused by not following the operating instructions. We are not liable for the consequent damage. Because of specific characteristics of LED's (life, deviation in colour etc.) we formulated special terms for planning and installing our LED products. They are part of these installation manual! Should they not be available, request them please!



- Don't look directly into the LED! The LED is that bright that it might damage your eyes!
- Storage temperature -40+80°C
- Processing temperature: +10°C (glue)
- Operating temperature in operation: -25+60°C

## MAINTENANCE AND CLEANING

The LED light agent cannot be replaced.



- Do not use solvents, such as benzene and similar agents. The flexy stripe would be damaged thereby.
- Only use a dry, lint-free cloth for cleaning the product.

## FLEXY2-600 CRI80/CRI90

Flexible LED-stripe

FLEXY2-600SW/FLEXY2-600SW-CRI90  
FLEXY2-600WW/FLEXY2-600WW-CRI90  
FLEXY2-600NW/FLEXY2-600NW-CRI90



## INTENDED USAGE

This product will only serve the purpose of illumination. The LED-stripe can be used in interiors.

## SCOPE OF DELIVERY

1 x ESD packaging, content, flexy stripe 5m  
1 x set of instructions for assembly, operation and safety

address | contact

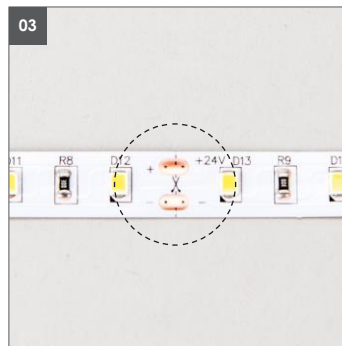
A.L.S. GmbH  
Mastorter Str. 31 | 88069 Tettnang (Germany)  
Tel.: +49 (0) 75 42 93 44-0 | Fax.: +49 (0) 75 42 93 44-30  
E-Mail: info@als.de | Web: www.als.de



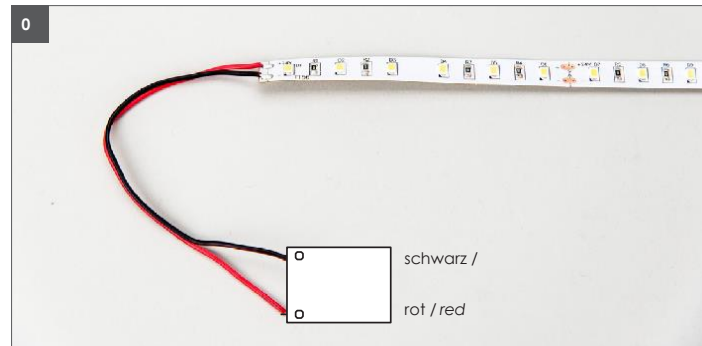
01. Only install on a suitable base (e.g. aluminium) to ensure sufficient heat transfer to the environment.  
 Attention: When mounting on an electrical conductive base, an additional, overlapping insulation (adhesive foil) is required.




02. Can be cut to length ...



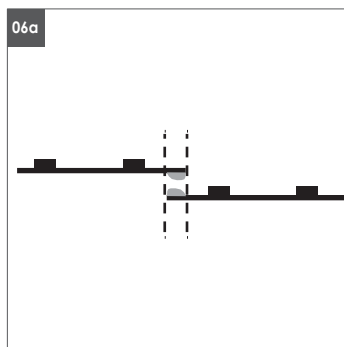
03. ... only at marked points.




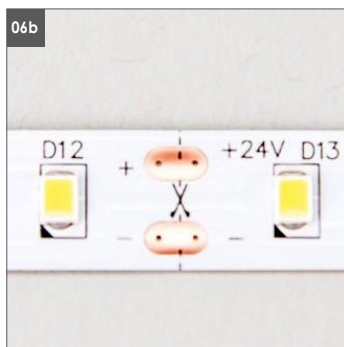
04. Power supply 24V DC  
 red = plus (+) / black = ground (-). Do not wire the wrong way! Connect the module only with a suitable LED-power supply 24V DC constant voltage and enough power.



05. A feed line can be soldered to the remainder module.



06a. **Segments can be connected** by soldering of a bridge. Solder up the upper soldering point (pict. 06b) with the lower point (pict. 06c). Soldering points become visible as soon as protection foil is taken off. **Don't take off the foil completely** as not to lose the adhesive power of FLEXY. **Attention!** Maximum 5m of Flex strip can be installed with one feeder. For more, additional feeding is required. Attention! When mounting on an electrical conductive base, an additional, overlapping insulation (adhesive foil) is required.



07. Minimum radius of bending 3 cm.



08. Do not bend, bending will damage the conductors.

# FLEXY2 600